



To : ALL DEPARTMENTS
 From : Sales Management Assistant
 Date : June 2, 2025
 Subject : NEW PRODUCT – **HOUSEHOLD FAN**
 Ref : SAL-SMA-25-6-286
 CC : DCO, File

This is to formally introduce the new addition to our product line-up of Appliances – the “Household Fan” with details below:

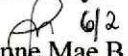
PRODUCT PICTURE		
MODEL	KF-16SMBDC	KF-18SMBDC
SRP	Php 3,295	Php 4,195
ORDERING DATE	June 16, 2025	
Voltage	230 V / 60 Hz	230 V / 60 Hz
Motor	DC Inverter Motor	DC Inverter Motor
Rated Power	42 W	44 W
Rated Current	0.33 A	0.34 A
Noise Level	57 / 60 / 63 dB(A) (Lo/Med/Hi)	52 / 63 dB(A) (Lo/ Hi)
Product Size (WxDxH)	390 x 450 x 1,200 mm	470 x 570 x 1,300 mm
Net Weight	6.62 kg	7.04 kg

FEATURES AND SPECIFICATIONS


- **DC Inverter Motor** – this consumes less energy while delivering outstanding performance.
- **Up to 56% Energy Savings** – this allow users to save money while enjoying cool, comfortable, and quiet operation.
- **Strong Airflow** – delivers a strong airflow that reaches a wider area, ensuring consistent comfort throughout the room.
- **3 Fan Speeds (KF-16SMBDC)** – this can be easily adjusted using its knob control, allowing users to choose from three fan speeds – from gentle breeze to a stronger airflow.
- **Stepless Speed Control (KF-18SMBDC)** – this features a stepless speed control that allows easy adjustment from Off to Minimum, Moderate, High, and up to Maximum Speed.
- **Stylish Design** – it features a sleek, ~~modern~~ *classic* design that seamlessly blends with any interior, while still ensuring efficient air circulation
- **Quiet operation** – this ensures a peaceful and comfortable environment with as low as 52 dB(A), making it ideal for any indoor activity
- **Adjustable Stand** – this allow users to adjust the desired height of the fan
 KF-16SMBDC – Min. Height = 840 mm, Max. Height = 1,200 mm
 KF-18SMBDC – Min. Height = 1,100 mm, Max. Height = 1,300 mm
- **Oscillation Control** – delivers balanced air circulation with its adjustable oscillation range for better air distribution
 KF-16SMBDC – 76° mechanical oscillation (left to right); 6° upward and 40° manual tilt
 KF-18SMBDC – 90° upward and 40° downward manual tilt (no left or right oscillation)
- **Weighted Base** – this features a sturdy weighted base made of rubber cement and metal for enhanced stability.
 KF-16SMBDC – 2.925 kg ; KF-18SMBDC – 3.825 kg

Please be guided accordingly.

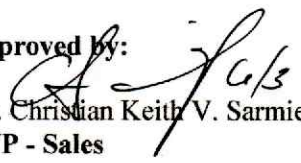
Prepared by:


Yvianne Mae B. Tejano
Sales Management Assistant

Noted by:


Joanna Marie E. Dulong
Sales Supervisor

Approved by:


Mr. Christian Keith V. Sarmiento
AVP - Sales

Approved by:


Mr. Oliver M. Poteo
CEO