

Primus Series



It's not just an Inverter...

It's a FULL DC Inverter...

kolin
air conditioner

works
for
years
●●●

Why go for a FULL DC Inverter?

Our FULL DC INVERTER lets you enjoy even BIGGER Energy Savings! Primus Series has three DC Inverter components, making it more efficient compared to an ordinary inverter which uses just one. These components have the ability to control their speed individually, and to match the room's cooling requirement; allowing it to not just be more efficient, but on the whole more silent. This also eliminates uncontrolled temperature swings, that can compromise cooling efficiency.

Apart from the efficiency improvement and silence, Primus series takes it further with the use of a Multi Stage Air Filtration System, a High Density Filter, and Activated Carbon Filter that works together, to rid the air of impurities such as dust, bacteria, allergens, as well as unpleasant odors.


The Vitamin C infused filter in turn moisturizes and softens the skin, providing therapeutic benefits for a relaxing yet refreshing feel.

Primus Series is more than just better efficiency, it's about the best air conditioning experience you deserve.


DC Inverter Indoor Fan



DC Inverter Compressor




DC Inverter Outdoor Fan



Exquisite Curved Design

It has an innovative curved panel and translucent LED Display design for a modern and exquisite look.



*LED Panel - ON

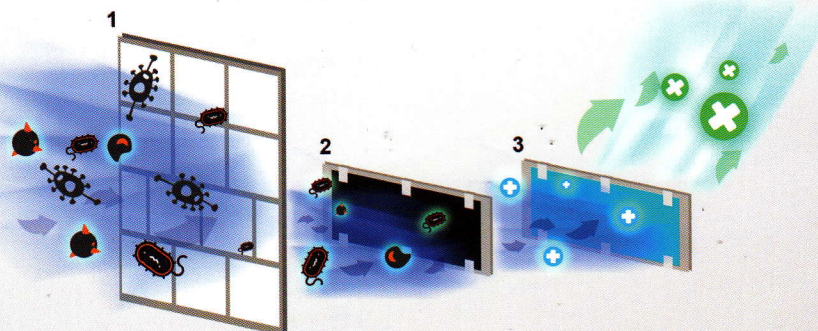
With up to

16.6 EER

*For 1 HP

Multi-Stage Air Filtration System

Kolin Primus Series has three layered filter to ensure safer and healthier breathable air.



1. High Density Filter

Finer yet durable net which can remove 50% more dust, pollen and other harmful particles.

2. Active Carbon Filter

A highly absorbent material that traps odor, smoke, VOC (Volatile Organic Compound) and formaldehyde.

3. Vitamin C Filter

Infuses Vitamin C to the air to help moisturize the skin during operation.

FEATURES



User-friendly Remote



Turbo Cooling



Timer



Sleep Mode



Auto Restart



Setting Memory



Air Direction



Prominent Filtering System



Fail Safe Function



Louver Position Memory



Refrigerant Leakage Detection



Hidden L.E.D Display



Self Diagnostic Error




Precise Temperature Control



3-Minute Delay Restart

ULTRA QUIET OPERATION


As low as 20db for a quiet and comfortable sleep.



- Hearing Limit
- Can Hardly hear
- As quiet as Libraries
- The sound of a car
- The sound of a train

OUTDOOR UNIT

Heavy-duty outdoor design for added durability



Left Claspboard: Net Structure



Right Claspboard: Reinforced for durability



Front Panel: Beveled Edges

Easy Maintenance


Direct pull-out of filter for easy removal without the need to open the face cover.



Easy detachable louver



With SLIDE OUT Chassis which allows optimum cleaning of evaporator.



MODEL	KSM-IW10AE-5G1M	KSM-IW15AE-5G1M	KSM-IW20AE-5G1M	*KSG-IW25AE-5G1M	KSM-IW29AE-5G1M
Nominal Capacity	1.0 hp	1.5 hp	2.0 hp	2.5 hp	2.9 hp
Cooling Capacity	4,985 - 11,935 kJ/h	6,115 - 15,480 kJ/h	8,380 - 21,200 kJ/h	11,435 - 27,900 kJ/h	11,320 - 29,425 kJ/h
Power Supply	1PH/230V/60HZ	1PH/230V/60HZ	1PH/230V/60HZ	1PH/230V/60HZ	1PH/230V/60HZ
Rated Current	3.1 A	4.85 A	5.9 A	10.5 A	8.8 A
Rated Power	300 - 980 W	370 - 1235 W	510 - 1685 W	720 - 2280 W	700 - 2450 W
EER	16.62 - 12.18 kJ/hW	16.53 - 12.53 kJ/hW	16.43 - 12.58 kJ/hW	15.88 - 12.24 kJ/hW	16.17 - 12.01 kJ/hW
Area (Unloaded Space)	20 sq. m	21-27 sq. m	28-37 sq. m	38-47 sq. m	48-50 sq. m
Refrigerant Type	R-410A	R-410A	R-410A	R-410A	R-410A
INDOOR UNIT					
Unit Dimensions (W x D x H)	805 x 193 x 302 mm	964 x 222 x 325 mm	964 x 222 x 325 mm	1078 x 246 x 325 mm	1106 x 232 x 342 mm
Package Dimensions (W x D x H)	875 x 375 x 285 mm	1045 x 405 x 305 mm	1045 x 405 x 305 mm	1145 x 410 x 335 mm	1195 x 420 x 315 mm
Unit Weight (Net / Gross)	8.7 / 11.3 Kg	10.8 / 14.3 Kg	10.8 / 14.3 Kg	16.5 / 20 Kg	14.3 / 18.2 Kg
OUTDOOR UNIT					
Unit Dimensions (W x D x H)	800 x 333 x 554 mm	800 x 333 x 554 mm	845 x 363 x 702 mm	955 x 396 x 700 mm	946 x 420 x 810 mm
Package Dimensions (W x D x H)	920 x 390 x 615 mm	920 x 390 x 615 mm	965 x 395 x 765 mm	1026 x 455 x 735 mm	1090 x 500 x 865 mm
Unit Weight (Net / Gross)	32.4 / 35.3 Kg	37.4 / 40.0 Kg	44.7 / 48.0 Kg	53.0 Kg / 57.5 Kg	62.1 / 68.3 Kg
Copper Tube Size					
Low Side	3/8"	1/2"	1/2"	5/8"	5/8"
High Side	1/4"	1/4"	1/4"	1/4"	3/8"
Maximum Pipe Distance Between Indoor and Outdoor					
Height	5 m	5 m	8 m	8 m	8 m
Length	10 m	10 m	15 m	15 m	15 m
Circuit Breaker	20 A	20 A	30 A	30 A	30 A

*KSG-IW25AE-5G1M appearance and features may be different from actual unit

**Product features and specifications are subject to change without prior notice

***For maximum energy savings and for health reasons, ideal temperature setting is between 23°C - 25°C

kolin
air conditioner

works
for
years
●●●

SERVICE CENTERS

HEAD OFFICE

Kolin Bldg. EDSA
cor Magallanes Ave.,
Magallanes Village,
Makati City
852-1531 to 37 loc. 153

ILOILO

Door #4, D' Appliance
Arcade, South Fundidor,
Molo, Iloilo City
(033) 336-1970

PAMPANGA

Mexico Gold Commercial
and Residential Building,
Jose Abad Avenue, Lagundi
Mexico Pampanga
(045) 455-2934

CEBU

Unit #6A, Geson Bldg.,
D. Jakosalem cor F. Ramos
Sts., Cebu City
(032) 253-9997

DAGUPAN

#107 Caranglaan
District, Dagupan City
(075) 523-2832

DAVAO

Door #5 Belle Fran
Arcade, E. Palma Git
St., Bo. Obrero,
Davao City
(082) 227-7063

CAUAYAN ISABELA

Woodcrest commercial
Lane, Tagaran Cavayan
City Isabela
0917 - 562 - 3641

CAGAYAN DE ORO

Dr. #3 de Oro Land Bldg.,
Julio Pacana St., Puntod,
Cagayan de Oro City
(088) 856-4672

BACOLOD

Door #A-2 & A-3 UTC
Bldg., Alunan St. Brgy.
Singcang, Bacolod City
(034) 433-0031

ZAMBOANGA

Door E Azul Bldg.
Don Alfaro St. Tetuan
Zamboanga City
(062) 992-2493

OVER 100 AUTHORIZED SERVICE CENTERS NATIONWIDE



www.kolinphil.com.ph



SERVICE HOTLINE 852-1531 to 37 loc 153

Exclusively Distributed by Kolin Philippines International, Inc.